

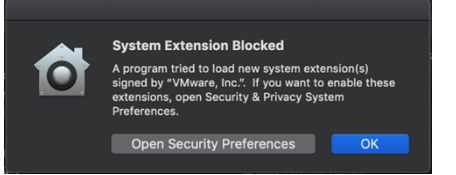

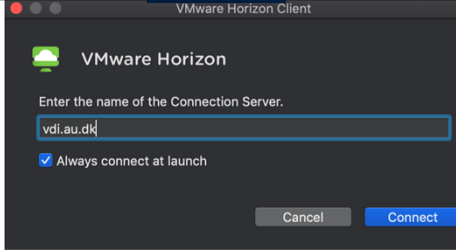


# Navigation note (Workzone)

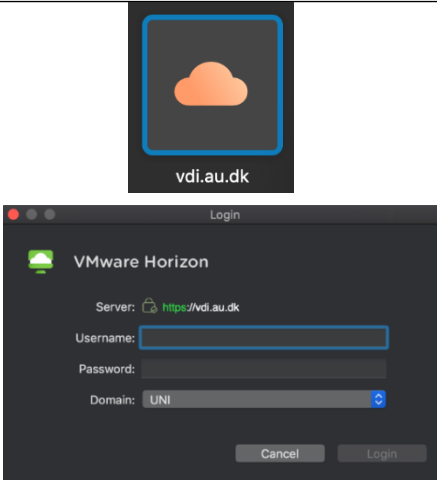
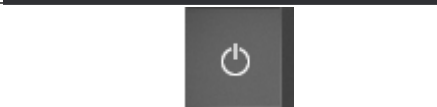
## NAME: Instructions for installing VMware Horizon on MAC machines

These instructions are for MAC users journalising in WorkZone via a virtual machine

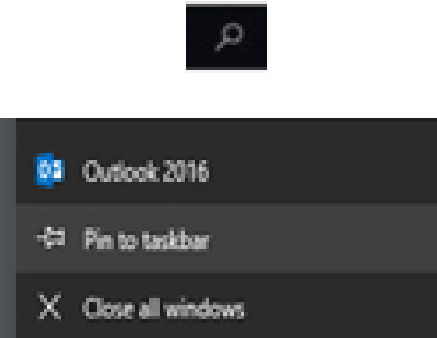
Phase	Instructions	Navigation
<p><b>Installing VMware Horizon</b></p>	<p>Search for <b>managed software center</b> (CMD + N)</p> <p>Locate VMware Horizon and press <b>Install</b></p>	
	<p>VMware Horizon is now located under <b>Applications</b></p> <p>You may create a shortcut on the desktop (CMD + mouse and drag the icon onto the desktop)</p>	
	<p>If <b>System Extension Bloked</b> pops up press <b>Open Security Preferences</b></p> <p>press <b>Allow</b></p>	
<p><b>Open WMware</b></p>	<p>Press the icon</p>	
	<p>Type <b>VDI.au.dk</b> in the blue box</p> <p>Press <b>Connect</b></p>	

# Navigation note (Workzone)

## NAME: Instructions for installing VMware Horizon on MAC machines

<b>Log on to Horizon</b>	Press <b>the cloud icon</b> Enter <b>username</b> ( <a href="mailto:AUxxxxxx@uni.au.dk">AUxxxxxx@uni.au.dk</a> ) Enter <b>password</b> You can then open Outlook and journalise from the virtual machine.	 The image shows two parts of the login process. The top part is a small window with a cloud icon and the text 'vdi.au.dk'. The bottom part is a larger 'Login' window for VMware Horizon. It displays the server address 'https://vdi.au.dk', and fields for 'Username:', 'Password:', and 'Domain: UNI'. There are 'Cancel' and 'Login' buttons at the bottom.
<b>Close VMware Horizon</b>	You close the virtual machine on the <b>power button</b>	 The image shows a single power button icon, which is a circle with a vertical line through it, typically used to represent power or shutdown.

### Tips:

<b>Pin Outlook to the taskbar</b>	Search Outlook in the search icon  Right-click the Outlook icon and press pin to taskbar	 The image shows a search icon at the top. Below it is a search results window. The first result is 'Outlook 2016'. A context menu is open over this result, showing options: 'Pin to taskbar' (with a pin icon) and 'Close all windows' (with an 'X' icon).
<b>Switch between the MAC desktop and the Horizon desktop</b>	You can switch between your MAC desktop and the Horizon desktop by dragging with three fingers on the touchpad	

### Support

If you experience problems installing VMware Horizon, please contact your local helpdesk.

To get access to WorkZone, please contact HR-IT at [hrit@au.dk](mailto:hrit@au.dk) and write your name, mail, auid and computer number (can be found on the white sticker on your machine)