

VPN MANUAL IOS


The purpose of using a VPN connection is to enable yourself to access certain IT services at Aarhus University, that would otherwise not be available from outside of the network at campus.

If you experience difficulties with login on the website at <https://remote.au.dk> it might be because your user account has not been granted the proper VPN access rights. Contact your local IT support to resolve the issue. Contact information is available at <http://au.dk/it>.

The IT support can offer assistance with the Aarhus University VPN on the following operating systems:


- Windows 7 & 8
- Mac OS X
- iPad & iPhone
- Android tablet og phone

A guide for setting up VPN on each operating system is available.

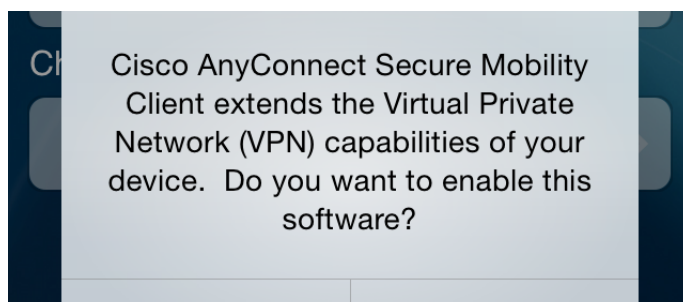


Open **AppStore** and search for **Cisco AnyConnect**.

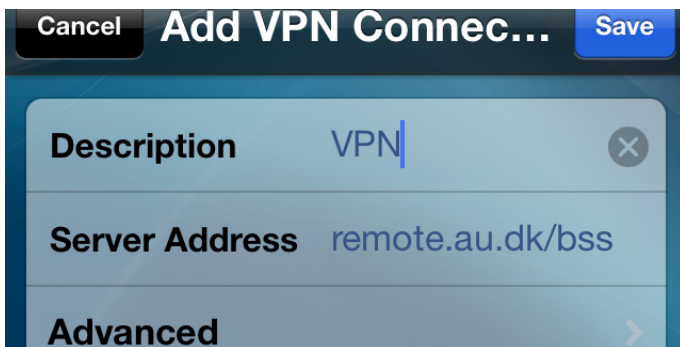
Tap **Free** and enter your iTunes password to install.



Open **AnyConnect** from your home screen when the installation is complete.

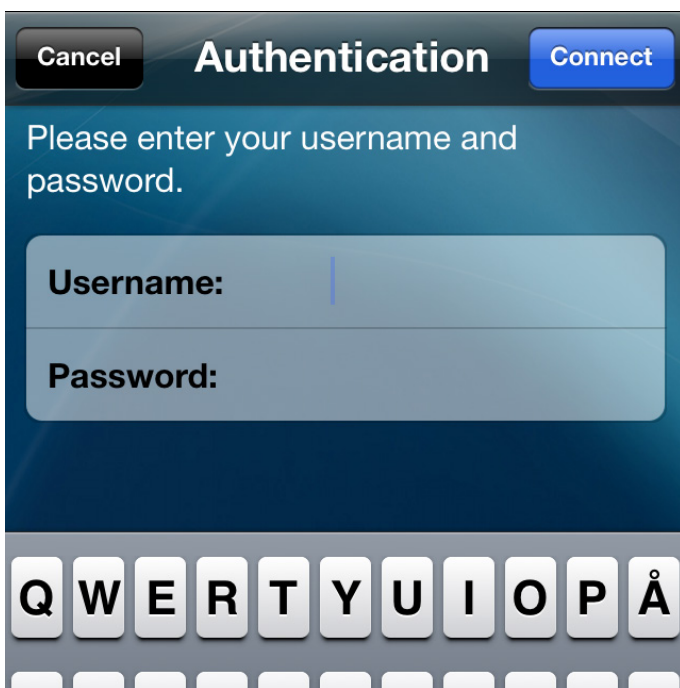


First time you start **Cisco AnyConnect Secure Mobility Client** you will be asked to allow the Application to take control of your device's VPN settings. Answer **Yes** to make VPN connections possible.



Tap **Add VPN Connection** at the bottom of the overview. Enter a **Description** of your own choice. **Server Address** depends on your primary department association:

Business and Social Sciences: remote.au.dk/bss
Arts: remote.au.dk/arts
Health: remote.au.dk/he
Science and Technology: remote.au.dk/st
Fælledesadministrationen: remote.au.dk/fa



Username is au<AUID>@uni.au.dk

Password is the same as for mit.au.dk.

Tap **Connect** in the top right corner to connect.



In the **AnyConnect Secure Mobility Client** overview **Status** will tell you if your device is **Connected** or **Disconnected**. Toggle **ON/OFF** to disconnect and reconnect.

THIS GUIDE HAS BEEN PRODUCED BY

ADVANCED MULTIMEDIA GROUP



Advanced Multimedia Group is a division under AU IT supported by student assistants. Our primary objective is to convey knowledge to relevant user groups through manuals, courses and workshops.

Our course activities are mainly focused on MS Office, Adobe CS and CMS. Furthermore we engage in e-learning activities and auditive and visual communication of lectures and classes. AMG handles video assignments based on the recording, editing and distribution of lectures and we carry out a varied range of ad hoc assignments requested by employees.

In addition, AMG offers solutions regarding web development and we support students' and employees' daily use of typo3.

PLEASE ADDRESS QUESTIONS OR COMMENTS REGARDING THE CONTENTS OF THIS GUIDE TO
ADVANCED MULTIMEDIA GROUP
AMGJUNIORMANAGER@AU.DK

ANALYTICS GROUP



Analytics Group, a division comprised of student assistants under AU IT, primarily offers support to researchers and employees.

Our field of competence is varied and covers questionnaire surveys, analyses and processing of collected data etc. AG also offers teaching assistance in a number of analytical resources such as SAS, SPSS and Excel by hosting courses organised by our student assistants. These courses are often an integrated part of the students' learning process regarding their specific academic area which ensures the coherence between these courses and the students' actual educational requirements.

In this respect, AG represents the main support division in matters of analytical software.