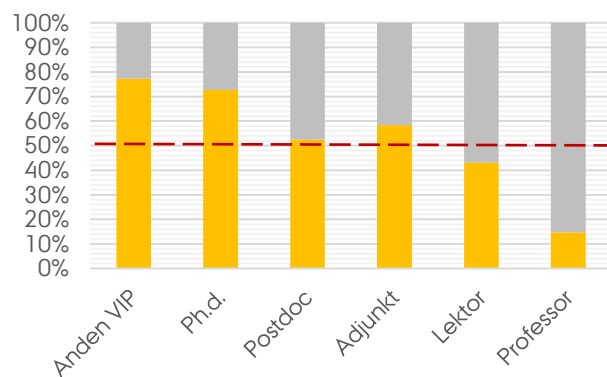


Health: VIP kønsfordeling på institutter 2021

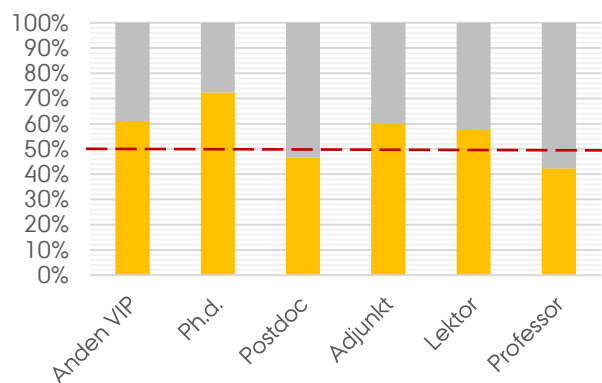
Kvinder Mænd

Institut for Biomedicin



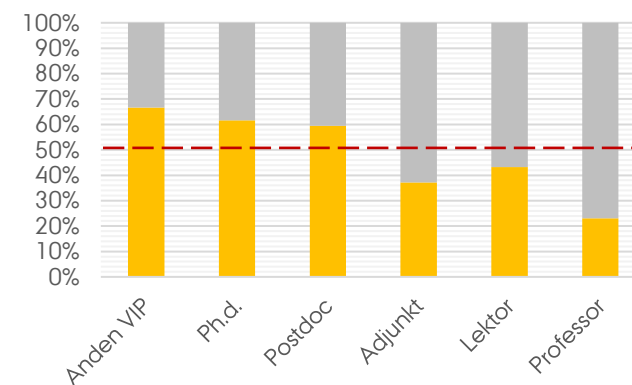
		Kvinder	Mænd
Anden VIP	Antal	17	5
	Procent	77%	23%
Ph.d.	Antal	64	24
	Procent	73%	27%
Postdoc	Antal	42	38
	Procent	53%	48%
Adjunkt	Antal	21	15
	Procent	58%	42%
Lektor	Antal	31	41
	Procent	43%	57%
Professor	Antal	5	29
	Procent	15%	85%
I alt	Antal	180	152
	Procent	54%	46%

Institut for Folkesundhed



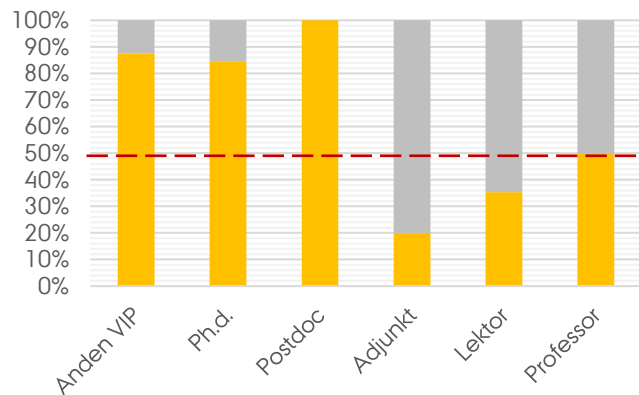
		Kvinder	Mænd
Anden VIP	Antal	11	7
	Procent	61%	39%
Ph.d.	Antal	55	21
	Procent	72%	28%
Postdoc	Antal	7	8
	Procent	47%	53%
Adjunkt	Antal	6	4
	Procent	60%	40%
Lektor	Antal	19	14
	Procent	58%	42%
Professor	Antal	11	15
	Procent	42%	58%
I alt	Antal	109	69
	Procent	61%	39%

Institut for Klinisk Medicin

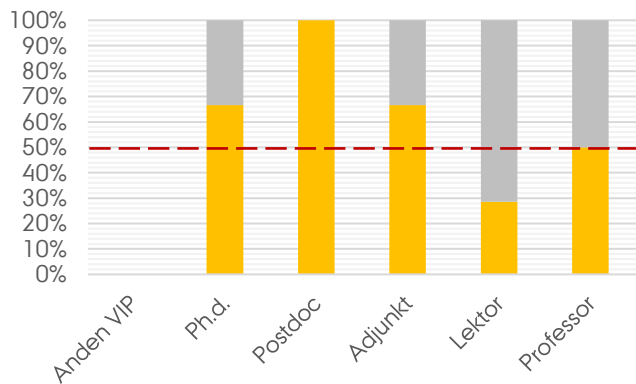


		Kvinder	Mænd
Anden VIP	Antal	22	11
	Procent	67%	33%
Ph.d.	Antal	302	188
	Procent	62%	38%
Postdoc	Antal	47	32
	Procent	59%	41%
Adjunkt	Antal	13	22
	Procent	37%	63%
Lektor	Antal	153	201
	Procent	43%	57%
Professor	Antal	38	127
	Procent	23%	77%
I alt	Antal	575	582
	Procent	50%	50%

Institut for Odontologi og Oral Sundhed



Institut for Retsmedicin



		Kvinder	Mænd
Anden VIP	Antal	14	2
	Procent	88%	13%
Ph.d.	Antal	11	2
	Procent	85%	15%
Postdoc	Antal	4	0
	Procent	100%	0%
Adjunkt	Antal	1	4
	Procent	20%	80%
Lektor	Antal	6	11
	Procent	35%	65%
Professor	Antal	5	5
	Procent	50%	50%
I alt	Antal	41	24
	Procent	63%	37%

		Kvinder	Mænd
Anden VIP	Antal	0	0
	Procent	0%	0%
Ph.d.	Antal	6	3
	Procent	67%	33%
Postdoc	Antal	2	0
	Procent	100%	0%
Adjunkt	Antal	2	1
	Procent	67%	33%
Lektor	Antal	2	5
	Procent	29%	71%
Professor	Antal	1	1
	Procent	50%	50%
I alt	Antal	13	10
	Procent	57%	43%