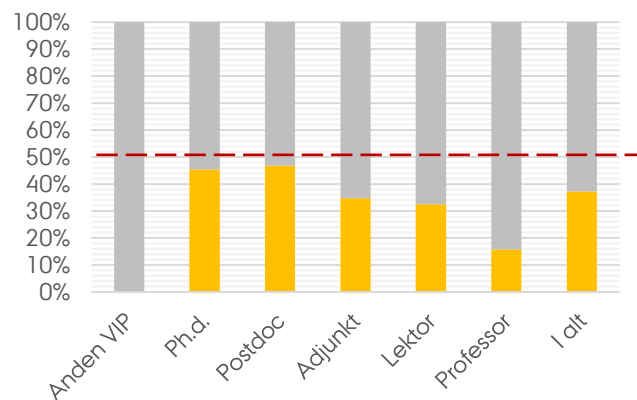


TECHNICAL SCIENCE: VIP kønsfordeling på institutter 2023

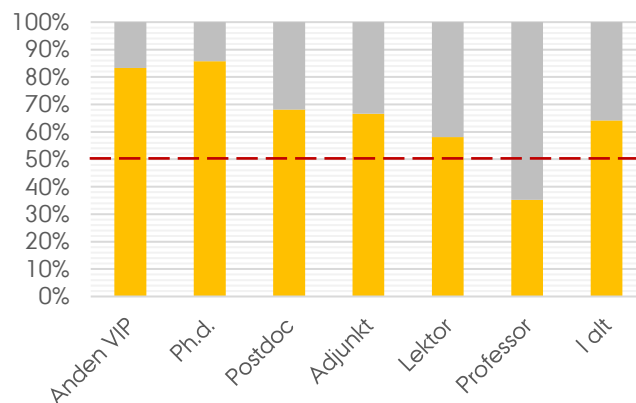
■ Kvinder ■ Mænd

Institut for Agroøkologi



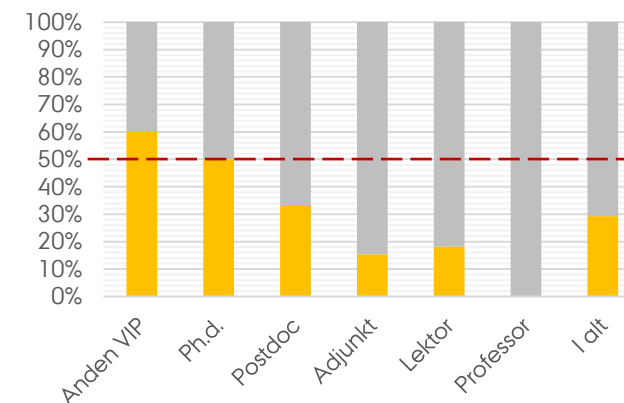
		Kvinder	Mænd
Anden VIP	Antal	0	7
	Procent	0%	100%
Ph.d.	Antal	25	30
	Procent	45%	55%
Postdoc	Antal	22	25
	Procent	47%	53%
Adjunkt	Antal	8	15
	Procent	35%	65%
Lektor	Antal	12	25
	Procent	32%	68%
Professor	Antal	3	16
	Procent	18%	84%
I alt	Antal	70	118
	Procent	37%	63%

Institut for Husdyrvidenskab



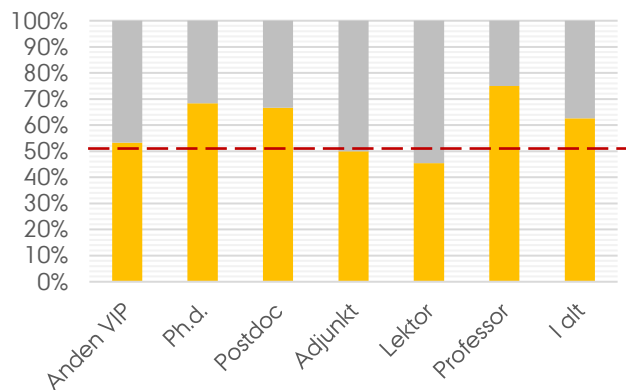
		Kvinder	Mænd
Anden VIP	Antal	5	1
	Procent	83%	17%
Ph.d.	Antal	18	4
	Procent	86%	14%
Postdoc	Antal	15	7
	Procent	68%	32%
Adjunkt	Antal	8	4
	Procent	67%	33%
Lektor	Antal	18	13
	Procent	58%	42%
Professor	Antal	6	11
	Procent	35%	65%
I alt	Antal	70	39
	Procent	64%	36%

QGG



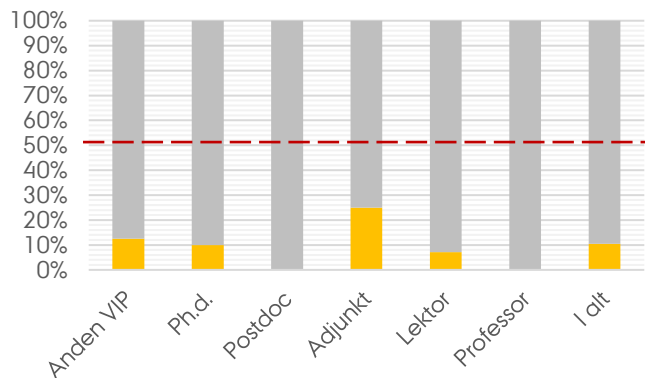
		Kvinder	Mænd
Anden VIP	Antal	3	2
	Procent	60%	40%
Ph.d.	Antal	5	5
	Procent	50%	50%
Postdoc	Antal	5	10
	Procent	33%	67%
Adjunkt	Antal	2	11
	Procent	15%	85%
Lektor	Antal	2	9
	Procent	15%	85%
Professor	Antal	0	4
	Procent	0%	100%
I alt	Antal	17	41
	Procent	29%	71%

Institut for Fødevarer



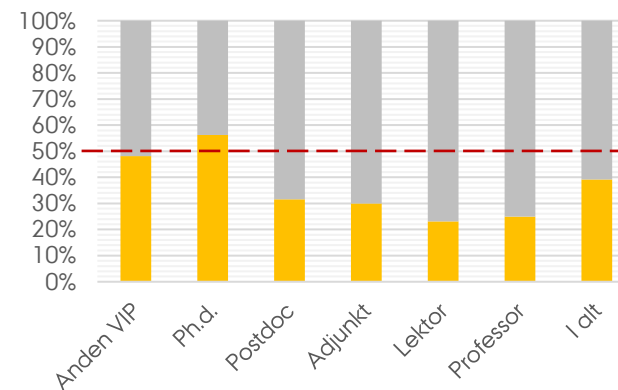
		Kvinder	Mænd
Anden VIP	Antal	8	7
	Procent	53%	47%
Ph.d.	Antal	26	12
	Procent	68%	32%
Postdoc	Antal	18	9
	Procent	67%	33%
Adjunkt	Antal	4	4
	Procent	50%	50%
Lektor	Antal	5	6
	Procent	45%	55%
Professor	Antal	6	2
	Procent	75%	25%
I alt	Antal	67	40
	Procent	63%	37%

Institut for Mekanik og Produktion



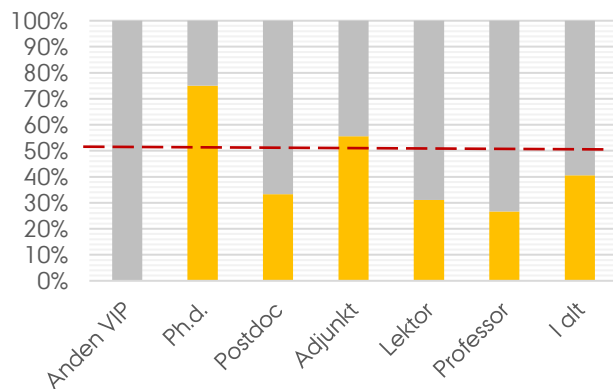
		Kvinder	Mænd
Anden VIP	Antal	4	28
	Procent	13%	88%
Ph.d.	Antal	2	18
	Procent	10%	90%
Postdoc	Antal	0	15
	Procent	0%	100%
Adjunkt	Antal	3	9
	Procent	25%	75%
Lektor	Antal	1	13
	Procent	7%	93%
Professor	Antal	0	3
	Procent	0%	100%
I alt	Antal	10	86
	Procent	10%	90%

Institut for Bio- og Kemiteknologi

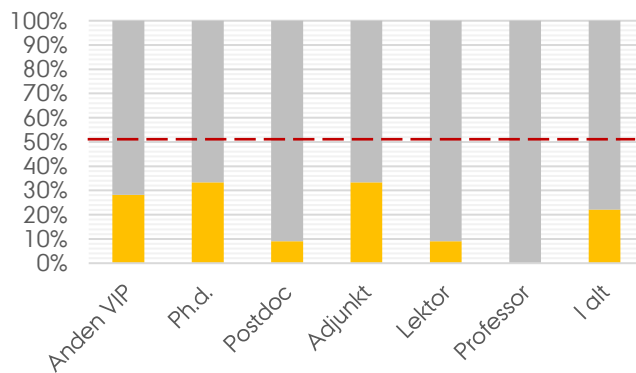


		Kvinder	Mænd
Anden VIP	Antal	13	14
	Procent	48%	52%
Ph.d.	Antal	27	21
	Procent	56%	44%
Postdoc	Antal	18	39
	Procent	32%	68%
Adjunkt	Antal	3	7
	Procent	30%	70%
Lektor	Antal	6	20
	Procent	23%	77%
Professor	Antal	2	6
	Procent	25%	75%
I alt	Antal	69	107
	Procent	39%	61%

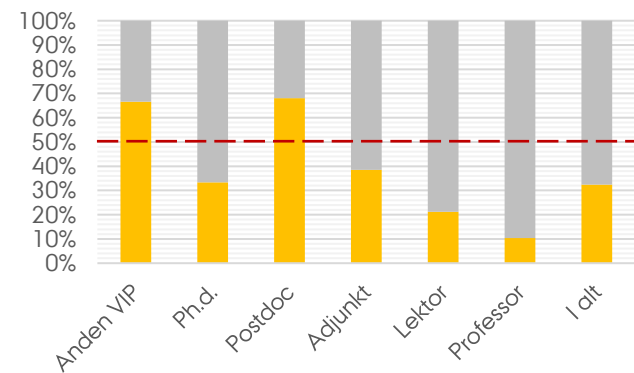
Institut for Miljøvidenskab



Institut for Byggeri og Bygningsdesign



Institut for Ecoscience

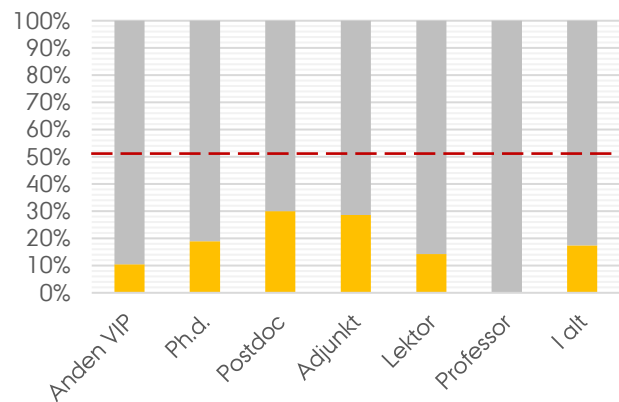


		Kvinder	Mænd
Anden VIP	Antal	0	5
	Procent	0%	100%
Ph.d.	Antal	15	5
	Procent	75%	25%
Postdoc	Antal	6	12
	Procent	33%	67%
Adjunkt	Antal	5	4
	Procent	56%	44%
Lektor	Antal	9	20
	Procent	31%	69%
Professor	Antal	4	11
	Procent	27%	73%
I alt	Antal	39	57
	Procent	41%	59%

		Kvinder	Mænd
Anden VIP	Antal	11	28
	Procent	28%	72%
Ph.d.	Antal	4	8
	Procent	33%	67%
Postdoc	Antal	1	10
	Procent	9%	91%
Adjunkt	Antal	2	4
	Procent	33%	67%
Lektor	Antal	1	10
	Procent	9%	91%
Professor	Antal	0	7
	Procent	0%	100%
I alt	Antal	19	67
	Procent	22%	78%

		Kvinder	Mænd
Anden VIP	Antal	8	4
	Procent	67%	33%
Ph.d.	Antal	1	2
	Procent	33%	67%
Postdoc	Antal	17	8
	Procent	68%	32%
Adjunkt	Antal	5	8
	Procent	38%	62%
Lektor	Antal	14	52
	Procent	21%	79%
Professor	Antal	3	26
	Procent	10%	90%
I alt	Antal	48	100
	Procent	32%	68%

Institut for Elektro- og Computerteknologi



		Kvinder	Mænd
Anden VIP	Antal	6	51
	Procent	11%	89%
Ph.d.	Antal	7	30
	Procent	19%	81%
Postdoc	Antal	9	21
	Procent	30%	70%
Adjunkt	Antal	4	10
	Procent	29%	71%
Lektor	Antal	3	18
	Procent	14%	86%
Professor	Antal	0	8
	Procent	0%	100%
I alt	Antal	29	138
	Procent	17%	83%

