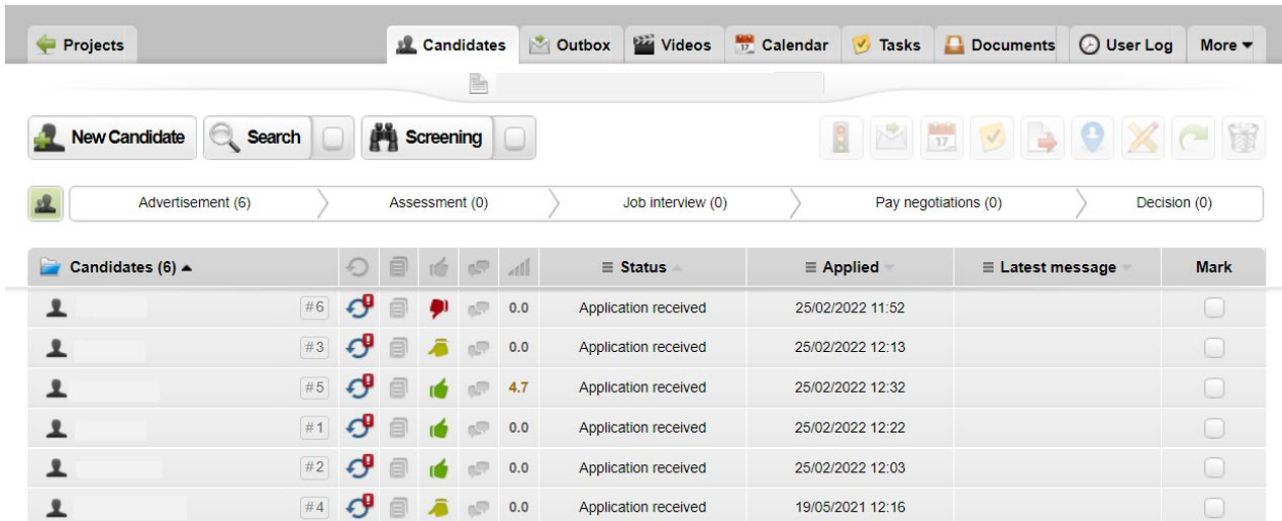





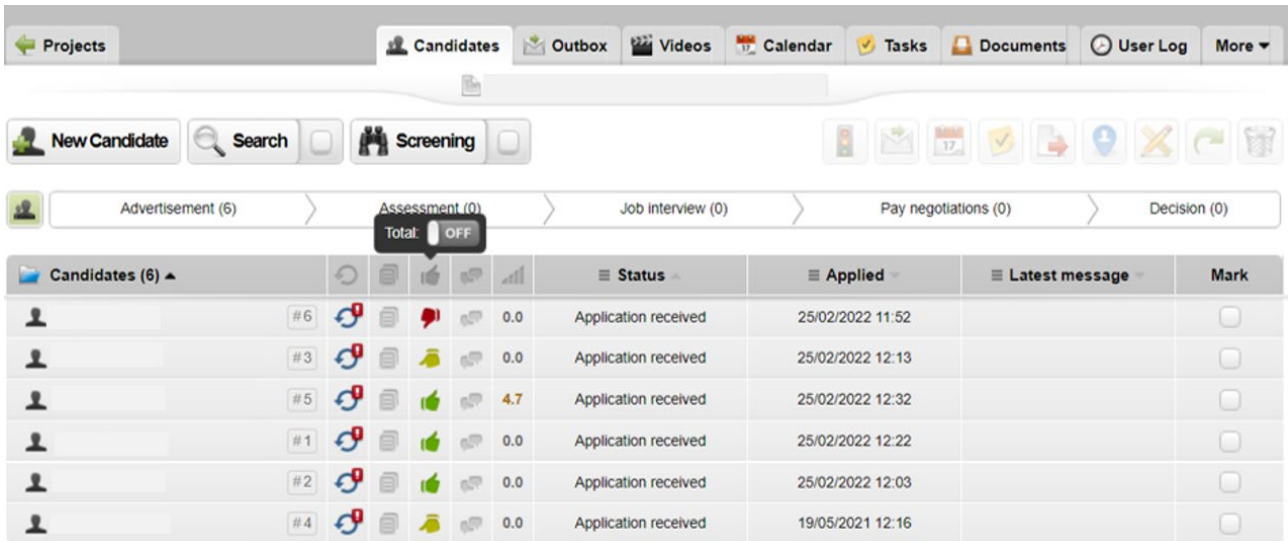
Evaluate candidates

Chrome is recommended to access Emply Hire.




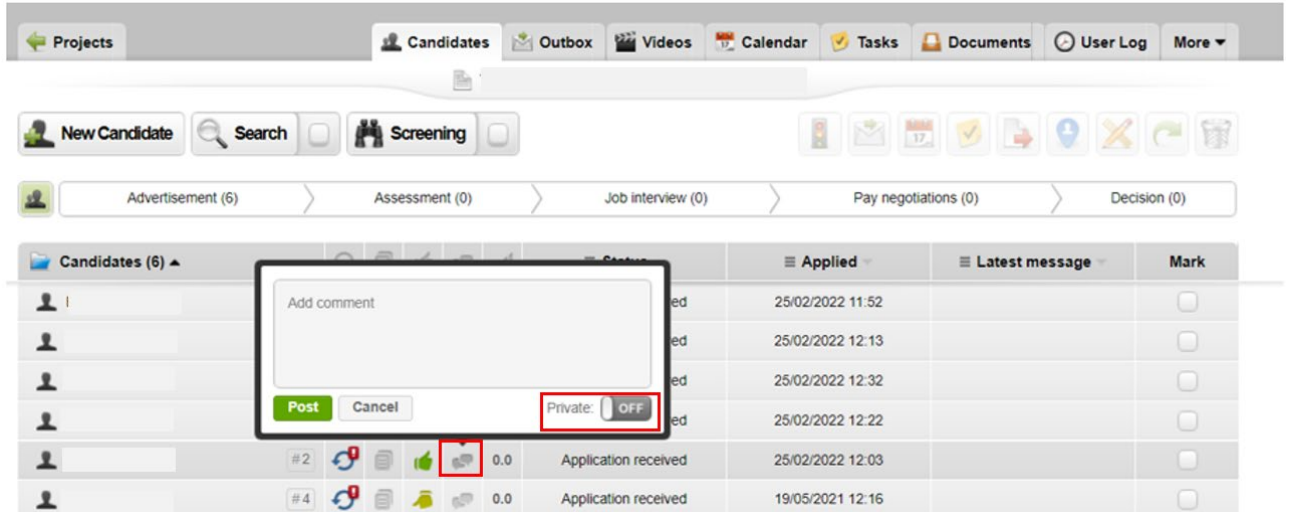
Candidates (6) ▲						Status ▾	Applied ▾	Latest message ▾	Mark	
	#6					0.0	Application received	25/02/2022 11:52		<input type="checkbox"/>
	#3					0.0	Application received	25/02/2022 12:13		<input type="checkbox"/>
	#5					4.7	Application received	25/02/2022 12:32		<input type="checkbox"/>
	#1					0.0	Application received	25/02/2022 12:22		<input type="checkbox"/>
	#2					0.0	Application received	25/02/2022 12:03		<input type="checkbox"/>
	#4					0.0	Application received	19/05/2021 12:16		<input type="checkbox"/>

1.  This symbol shows whether a candidate has applied for another position at a previous point in time, but only if this position was part of the unit which the user has access to. If you hover your mouse over the symbol, you can see the candidate's status in relation to the other positions the candidate has applied for.
2.  This gives access to all the candidate's information and attached documents.
3.  This symbol is used for a quick assessment of the candidates. Green, yellow and red represent good, neutral and not relevant candidates respectively. If you hover your mouse over the thumb symbol at the top, you can select 'Total'. The total number of assessments from an entire committee will then be displayed in the column.




Candidates (6) ▲					Status	Applied	Latest message	Mark
	#6				Application received	25/02/2022 11:52		
	#3				Application received	25/02/2022 12:13		
	#5				Application received	25/02/2022 12:32	4.7	
	#1				Application received	25/02/2022 12:22		
	#2				Application received	25/02/2022 12:03		
	#4				Application received	19/05/2021 12:16		

4.  This symbol makes it possible for the users to add a comment about the candidate. In general, all committee members will be able to read the comment. If you want the comment to be private, you can select 'Private'. Users with administrator rights can always see the comment even though it is marked as private.



Candidates (6) ▲					Status	Applied	Latest message	Mark
					Application received	25/02/2022 11:52		
					Application received	25/02/2022 12:13		
					Application received	25/02/2022 12:32		
					Application received	25/02/2022 12:22		
	#2				Application received	25/02/2022 12:03		
	#4				Application received	19/05/2021 12:16		

5.  This symbol will only be displayed if a user has made an assessment. If an assessment has been made, the average of all the committee's assessments will be displayed in this column. The total maximum score is ten.

Separate assessment

1. On the list of candidates, click a name and the candidate's profile will be opened.



2. Click the 'Assessment' tab.

Here it is possible to see the assessment parameters set up by the project manager. Use the slide bar to select the number that matches the candidate you are assessing. The average assessment is also displayed on the list of candidates.

The screenshot displays the 'Evaluation' tab in a web application. The top navigation bar includes 'Candidates', 'Profile', 'Video', 'Evaluation' (highlighted with a red box), 'Events', 'Documents', and 'Log'. Below the navigation bar is a 'Show chart for ratings' button. The main content area features a candidate profile with a yellow header, a silhouette icon, and a red badge with the number '65'. The profile details include: ID #: 2441-5, Source: ikke offentlige opslag, Status: Application received (with a green dot), E-mail: [redacted], City: Aarhus, and Country: Denmark. Below the profile are three sections: 'Comments' with an 'Add comment' input field and a 'Post' button; 'Likes' with thumbs up/down icons and a 'Total: +1' indicator; and 'Ratings' with an 'Average rating' of 4.7 of 10 and two test parameters: 'Test parameter (x2)' at 3.0 of 10 and 'Test parameter 2 (x1)' at 8.0 of 10, each with a corresponding slider.